



Högfors
GST
Energy used wisely.

MIX



Floor and wall mounted mixing units for heating and cooling

MIX mixing units are high-tech, high-quality, energy-efficient, easy-to-use, and easy-to-understand products that are compatible with nearly all heating systems.

Factors to take into account before selecting a mixing unit:

Key factors:

- Environmental friendliness and energy efficiency (for example, pumps in energy efficiency class A, insulation)
- Installability
- Ease of use
- Durability of the piping (stainless steel piping: DN20–DN50)
- Comfortable living (no noise problems)
- Maintainability

Selecting the right heating or cooling system for your property requires consultation from an expert. Choose your equipment with the help of a designer. Different materials and sizes are also available to order.

Advantages of MIX mixing units:

- Can be installed on the wall (saving space)
- Mounting accessories will be delivered with the unit, making installation easy
- Pipe material on the secondary side: stainless steel (1.4301) in DN20–DN50 products
- Can be equipped with pumps and regulators, as necessary
- High-quality components that save energy
- Enclosed in a protective case and insulated for better energy efficiency
- Available for right-handed and left-handed operators

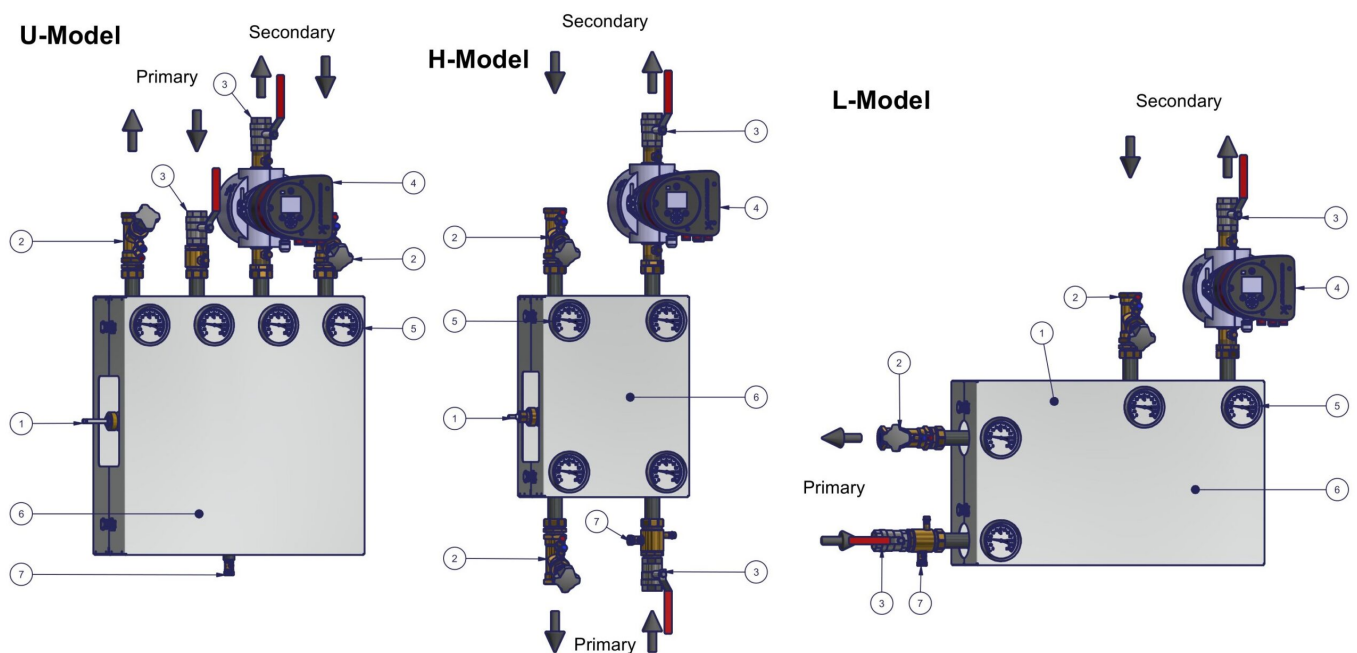
Accessories

Standard equipment:

- Control valve (1)
- Balancing valve (2)
- Ball valve (3)
- Pump (4)
- Thermometer, 4 pcs (5)
- Casing (6)
- Drain valve (7)
- Measuring points
- Insulation: Heating / Cooling

Accessories:

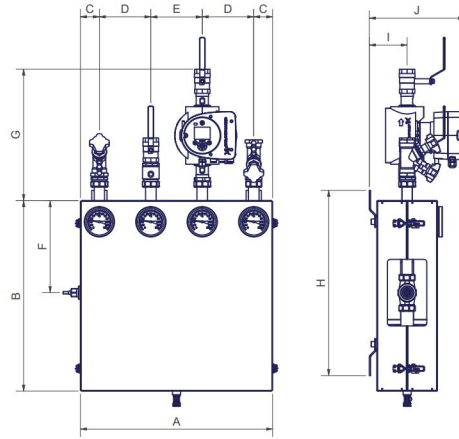
- Actuator
- Control unit
- Sensor pocket
- Pump control unit
- Pressure gauge
- Mounting stand



Flow arrows according to 2-way connection

U-Model DN15-DN50

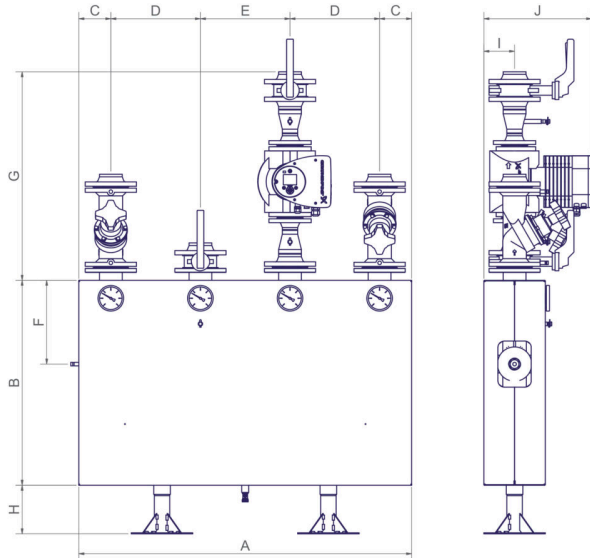
	DN15	DN20	DN25	DN32	DN40	DN50
A	550	550	635	635	750	750
B	490	490	630	630	750	750
C	50	50	63	63	75	75
D	150	150	170	170	200	200
E	150	150	170	170	200	200
F	258	258	305	305	387	387
G*	417	430	451	434	469	497
H	562	562	612	612	712	712
I	95	95	125	125	125	125
J*	285	285	315	315	315	315
Weight (kg) ~	26	27	47	48	73	82



* The measurement depends on the pump being used.
The measurement indicated in the table is for the Grundfos Magna 25-100 pump.

U-Model DN65-DN100

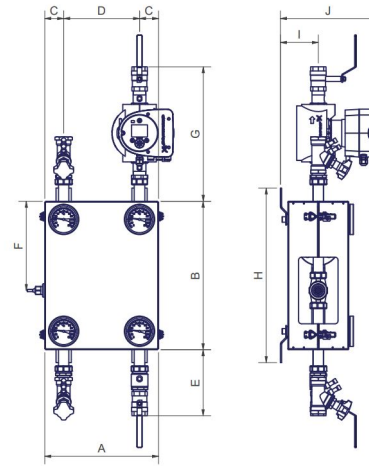
	DN65	DN80	DN100
A	1300	1300	1450
B	800	800	1150
C	125	125	125
D	350	350	400
E	350	350	400
F	325	325	325
G*	795	815	895
H	190	190	190
I	120	120	140
J*	420	420	450
Weight (kg) ~	190	155	280



* The measurement depends on the pump being used.
The measurement indicated in the table is for the Grundfos Magna 340-120F pump.

H-Model DN15-DN50

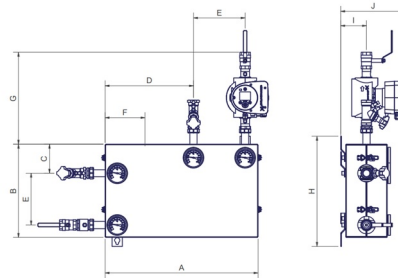
	DN15	DN20	DN25	DN32	DN40	DN50
A	315	315	375	375	460	460
B	420	420	490	490	650	650
C	58	58	63	63	75	75
D	200	200	250	250	310	310
E	188	195	207	218	237	258
F	236	236	250	250	377	377
G *	424	431	461	444	479	507
H	527	527	576	576	737	737
I	95	95	125	125	125	125
J *	285	285	315	315	315	315
Weight (kg) ~	21	22	38	45	75	77



* The measurement depends on the pump being used.
The measurement indicated in the table is for the Grundfos Magna 25-100 pump.

L-Model DN15-DN50

	DN15	DN20	DN25	DN32	DN40	DN50
A	640	640	740	740	940	940
B	365	365	450	450	560	560
C	105	105	140	140	165	165
D	378	378	428	428	545	545
E	200	200	250	250	310	310
F	186	186	193	193	278	278
G *	422	429	459	444	470	498
H	463	463	532	532	618	618
I	95	95	125	125	125	125
J *	285	285	315	315	315	315
Weight (kg) ~	26	27	40	44	75	82

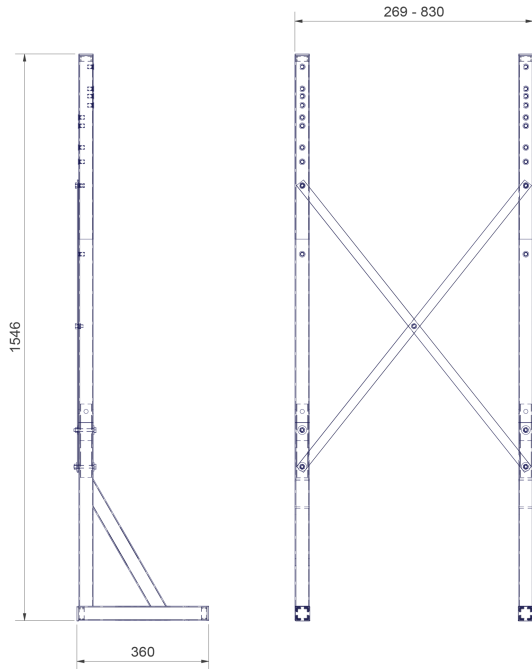


* The measurement depends on the pump being used.
The measurement indicated in the table is for the Grundfos Magna 25-100 pump.


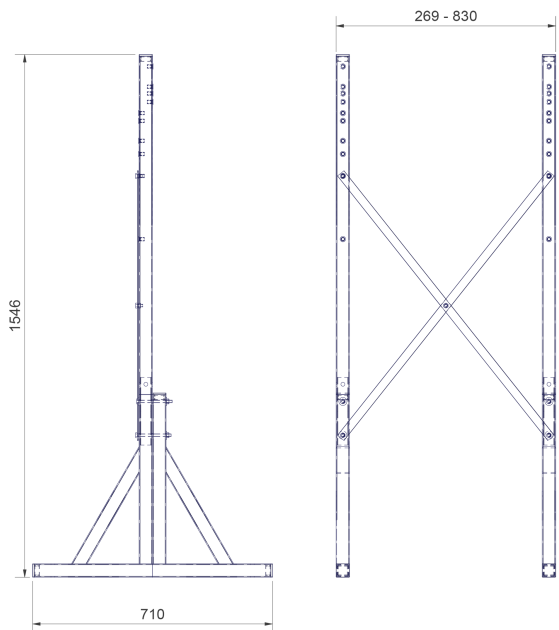
Mounting stands

A mounting stand makes it easier to install the MIX Shunt when installation on a wall or directly on the floor is not possible. Such examples may include a weak/fragile wall material or unusual installation height.

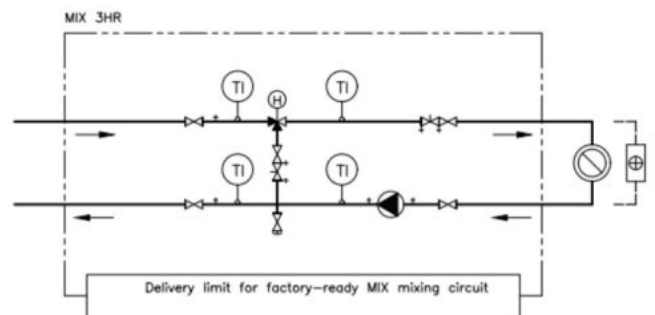
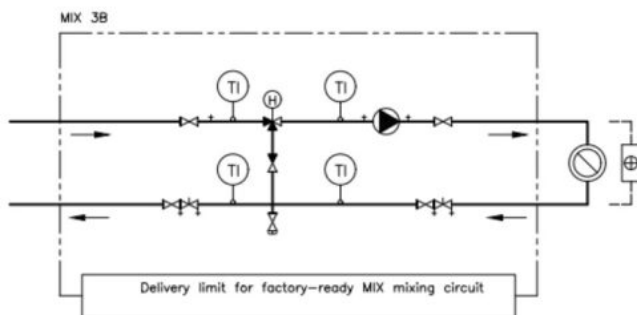
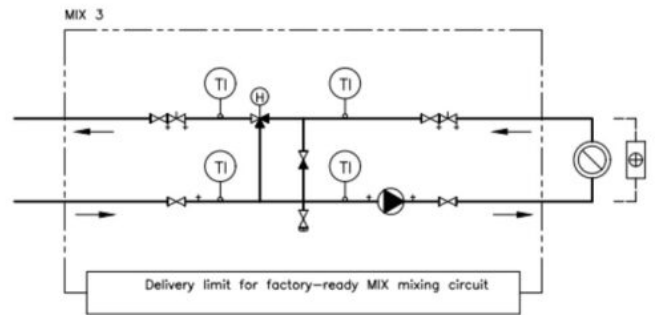
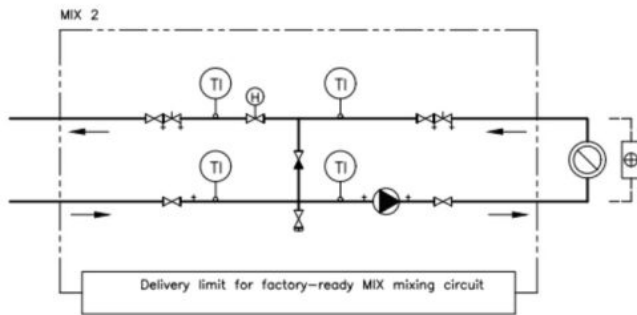
LX Mouting stand



TX Mouting stand



Circuit diagrams



2-, 3-, 3B CONNECTIONS ARE AVAILABLE IN THE FOLLOWING PIPING FORMS: U, H, L
3HR CONNECTION IS ONLY AVAILABLE IN U-PIPING FORM

THE DRAIN VALVE ISN'T INCLUDE IN DN15-20 PIPINGS

Model designations

MIX 40 / 50U-H-2-L

MIX = Product family name

40 = Pipe size, primary (DN)

50 = Pipe size, secondary (DN)

U = Model, connection type

H = Purpose: H = Heating, C = Cooling

2 = Control valve type: 2 = 2-Way, 3 = 3-Way

L = Primary connection side: L = left, R = right

Long warranty, short delivery time

Your Mix products always have a competitive warranty.

Exact terms of warranty are market based, fulfilling however all area requirements and standards. All terms are stated in HögforsGST warranty conditions.

HögforsGST International expertise in heating systems

HögforsGST specialises in the manufacture, sale and marketing of high-quality heating systems. The company has solid expertise in heating systems, both domestically and in export markets.

Our expertise is based on our experience in production, serial manufacture, mass customisation, and project production, as well as our knowledge of the acquisition channels in the HVAC industry and logistics, both in Finland and abroad.

Our operations are based on extensive investigation into the operating conditions of the market, customer orientation and reliability. We are equally uncompromising in terms of our high-quality products and services.

We reserve the right to make changes.